



# Rifle Shooting

## Merit Badge Workbook

This workbook can help you but you still need to read the merit badge pamphlet (book). No one can add or subtract from the Boy Scout Requirements #33215.

Requirements revised: 2001, Workbook updated: April 2008.

Scout's Name: \_\_\_\_\_ Unit: \_\_\_\_\_

Counselor's Name: \_\_\_\_\_ Counselor's Ph #: \_\_\_\_\_

### 1. Do the following:

a. Explain why BB and pellet air guns must always be treated with the same respect as firearms. \_\_\_\_\_

\_\_\_\_\_

b. Describe how you would react if a friend visiting your home asked to see your or your family's firearm(s). \_\_\_\_\_

\_\_\_\_\_

\_\_\_\_\_

c. Explain the need for, and use and types of, eye and hearing protection. \_\_\_\_\_

\_\_\_\_\_

\_\_\_\_\_

d. Give the main points of the laws for owning and using guns in your community and state. \_\_\_\_\_

\_\_\_\_\_

\_\_\_\_\_

\_\_\_\_\_

\_\_\_\_\_

\_\_\_\_\_

e. Explain how hunting is related to the wise use of renewable wildlife resources. \_\_\_\_\_

\_\_\_\_\_

\_\_\_\_\_

\_\_\_\_\_

f. Obtain a copy of the hunting laws for your state. Explain the main points of hunting laws in your state and give any special laws on the use of guns or ammunition. \_\_\_\_\_

\_\_\_\_\_

\_\_\_\_\_

\_\_\_\_\_

\_\_\_\_\_

\_\_\_\_\_

\_\_\_\_\_

g. Identify and explain how you can join or be a part of shooting sports activities. \_\_\_\_\_

\_\_\_\_\_  
\_\_\_\_\_  
\_\_\_\_\_

h. Explain to your counselor the proper hygienic guidelines used in shooting. \_\_\_\_\_

\_\_\_\_\_  
\_\_\_\_\_  
\_\_\_\_\_

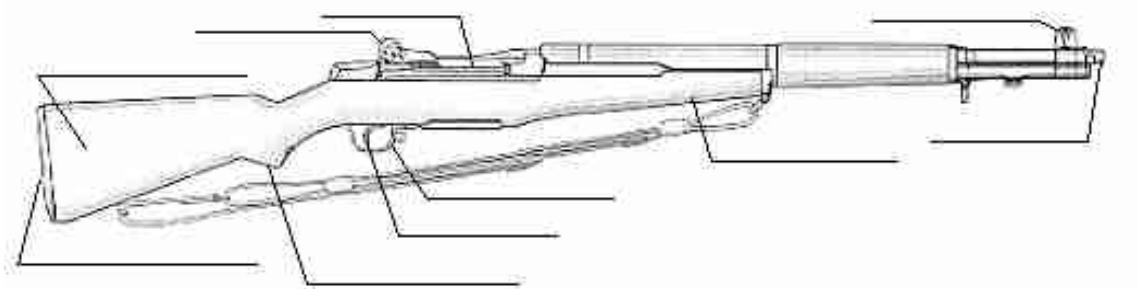
i. Give to your counselor a list of sources that you could contact for information on firearms and their use. \_\_\_\_\_

\_\_\_\_\_  
\_\_\_\_\_  
\_\_\_\_\_

2. Do ONE of the following options:

OPTION A --- RIFLE SHOOTING (Modern Cartridge Type)

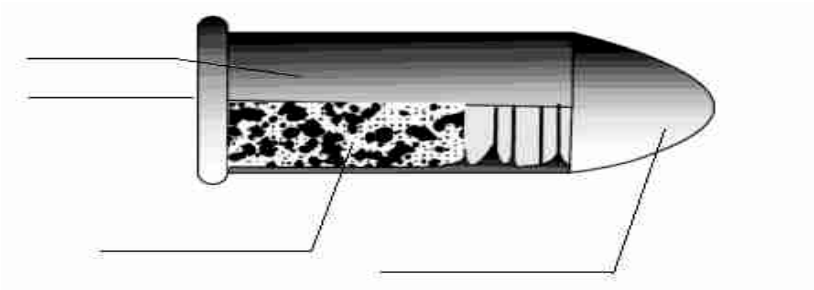
a. Identify the three main parts of a rifle, and tell how they function.



b. Identify and demonstrate the three fundamental rules for safe gun handling. \_\_\_\_\_

\_\_\_\_\_  
\_\_\_\_\_

c. Identify the two types of cartridges, their parts, and how they function.



d. Explain to your counselor what a misfire, \_\_\_\_\_

\_\_\_\_\_  
\_\_\_\_\_

\_\_\_\_\_

hangfire, \_\_\_\_\_

\_\_\_\_\_

and squib fire are, \_\_\_\_\_

\_\_\_\_\_

and explain the procedures to follow in response to each. \_\_\_\_\_

\_\_\_\_\_

\_\_\_\_\_

\_\_\_\_\_

e. Identify and demonstrate the five fundamentals of shooting a rifle safely. \_\_\_\_\_

\_\_\_\_\_

\_\_\_\_\_

\_\_\_\_\_

f. Identify and explain each rule for safe shooting. \_\_\_\_\_

\_\_\_\_\_

\_\_\_\_\_

\_\_\_\_\_

\_\_\_\_\_

\_\_\_\_\_

g. Demonstrate the knowledge, skills, and attitude necessary to safely shoot a rifle from the bench rest position or supported prone position while using the five fundamentals of rifle shooting.

h. Identify the basic safety rules for cleaning a rifle, and identify the materials needed

\_\_\_\_\_

\_\_\_\_\_

\_\_\_\_\_

\_\_\_\_\_

\_\_\_\_\_

i. Demonstrate how to clean a rifle properly and safely.

j. Discuss what points you would consider in selecting a rifle \_\_\_\_\_

\_\_\_\_\_

\_\_\_\_\_

\_\_\_\_\_

k. Using a .22 caliber rimfire rifle and shooting from a bench rest or supported prone position at 50 feet, fire five groups (three shots per group) that can be covered by a quarter. Using these targets, explain how to adjust sights to zero.

l. Adjust sights to center the group on the target and fire five groups (five shots per group)\*. According to the target used, each shot in the group must meet the following minimum score:

- 1. A-32 targets - 9                      Score: \_\_\_\_\_
- 2. A-17 or TQ-1 targets - 7,              Score: \_\_\_\_\_
- 3. A-36 targets - 5.                      Score: \_\_\_\_\_

\* Note: It is not always practical to adjust the sights (i.e. when using a borrowed fixed-sight rifle). For requirement 2l, you may demonstrate your ability to use the shooting fundamentals by shooting five shot groups (five shots per group) in which all shots can be covered by a quarter and then explain how to adjust the sights to zero the rifle.

**OPTION B --- AIR RIFLE SHOOTING (BB or Pellet)**

a. Identify the three main parts of an air rifle, and tell how they function.



b. Identify and demonstrate the three fundamental rules for handling a rifle safely. \_\_\_\_\_

\_\_\_\_\_  
\_\_\_\_\_

c. Identify the two most common types of air rifle ammunition.

d. Identify and demonstrate the five fundamentals of shooting a rifle. \_\_\_\_\_

\_\_\_\_\_  
\_\_\_\_\_  
\_\_\_\_\_  
\_\_\_\_\_

e. Identify and explain each rule for shooting an air rifle safely. \_\_\_\_\_

\_\_\_\_\_  
\_\_\_\_\_  
\_\_\_\_\_  
\_\_\_\_\_

f. Demonstrate the knowledge, skills and attitude necessary to safely shoot a target from the bench rest position or supported prone position while using the five fundamentals of rifle shooting.

g. Identify the basic safety rules for cleaning an air rifle, and identify the materials needed. \_\_\_\_\_

\_\_\_\_\_  
\_\_\_\_\_  
\_\_\_\_\_

h. Demonstrate how to clean an air rifle safely. \_\_\_\_\_

i. Discuss what points you would consider in selecting an air rifle. \_\_\_\_\_

\_\_\_\_\_  
\_\_\_\_\_

j. Using a BB gun or pellet air rifle and shooting from a bench rest or supported prone position at 15 feet for BB guns or 33 feet for air rifles, fire five groups (three shots per group) that can be covered by a quarter.

k. Adjust sights to center the group on the target and fire five groups (five shots per group). According to the target used, each shot in the group must meet the following minimum score:

1. BB rifle at 15 feet or 5 meters using TQ - 5 targets - 8. Score: \_\_\_\_\_

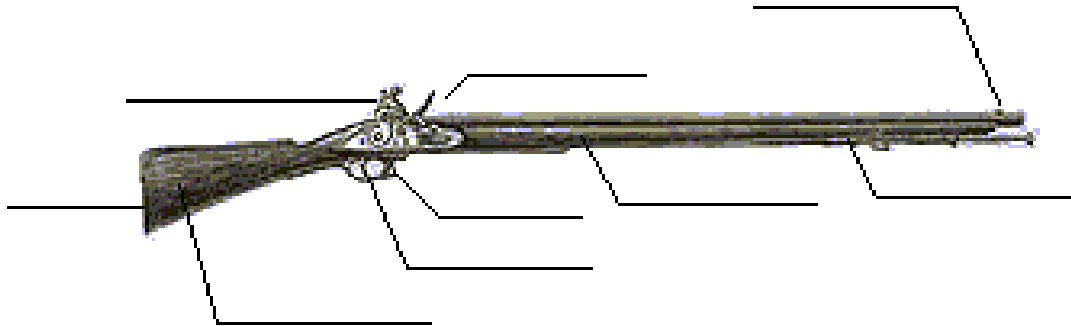
2. Pellet air rifle at 25 feet using TQ - 5 target - 8, at 33 feet or 10 meters using AR-1 targets - 6. Score: \_\_\_\_\_

**OPTION C --- MUZZLE - LOADING RIFLE SHOOTING**

a. Discuss a brief history of the development of muzzle-loading rifles. \_\_\_\_\_

\_\_\_\_\_  
\_\_\_\_\_

b. Identify principal parts of percussion and flintlock rifles and discuss how they function.



c. Demonstrate and discuss the safe handling rules of muzzle-loading rifles. \_\_\_\_\_

\_\_\_\_\_  
\_\_\_\_\_  
\_\_\_\_\_

d. Identify the various grades of black powder and their proper use. \_\_\_\_\_

\_\_\_\_\_  
\_\_\_\_\_

e. Discuss proper safety procedures pertaining to black powder use and storage. \_\_\_\_\_

\_\_\_\_\_  
\_\_\_\_\_

f. Discuss proper components of a load. \_\_\_\_\_

\_\_\_\_\_

g. Identify proper procedures and accessories used for loading a muzzle-loading rifle. \_\_\_\_\_

\_\_\_\_\_

h. Demonstrate the knowledge, skills, and attitude necessary to safely shoot a muzzle-loading rifle on a range, including range procedures.

i. Shoot a target with a muzzle-loading rifle using the five fundamentals of firing the shot.

j. Identify the materials needed to clean a muzzle-loading rifle safely. Using these materials, demonstrate how to clean a muzzle loading rifle safely.

\_\_\_\_\_

k. Identify the causes of a muzzle-loading rifle's failing to fire and explain or demonstrate proper correction procedures. \_\_\_\_\_

\_\_\_\_\_

l. Discuss what points you would consider in selecting a muzzle-loading rifle. \_\_\_\_\_

\_\_\_\_\_

m. Using a muzzle-loading rifle of any caliber and shooting from a bench rest or supported prone position, fire three groups (three shots per group) that can be covered by the base of a standard-size soft drink can.

n. Center the group on the target and fire three groups (five shots per group). According to the target used, each shot in the group must meet the following minimum score:

1. at 25 yards using NRA A-23 or NMLRA 50-yard targets - 7;      Score: \_\_\_\_\_

2. at 50 yards using NRA A-25 or NMLRA 100 yard targets - 7.      Score: \_\_\_\_\_

**Online Resources** *(Use any Internet resource with caution and only with your parent's or guardian's permission.)*

Boy Scouts of America: ► [scouting.org](http://scouting.org)   ► [Guide to Safe Scouting](#)   ► [Age-Appropriate Guidelines](#)   ► [Safe Swim Defense](#)  
    ► [Scout](#)      ► [Tenderfoot](#)      ► [Second Class](#)   ► [First Class](#)      📺 [Rank Videos](#)      ► [Safety Afloat](#)

Boy Scout Merit Badge Workbooks: [usscouts.org](http://usscouts.org) -or- [meritbadge.org](http://meritbadge.org)    Merit Badge Books: [www.scoutstuff.org](http://www.scoutstuff.org)  
    ► [Leave No Trace](#)      ► [Outdoor Code](#)      ► [Wilderness Use Policy](#)      ► [Youth Protection Training](#)

[ExpertVillage First Aid Videos](#)    📺 [Make a First Aid Kit](#)    📺 [Basics](#)    📺 [Basics2](#)    📺 [CPR Basics](#)    📺 [Venomous Snake Bite](#)  
[ExpertVillage.com Lesson Videos:](#)    📺 [Loading & Cleaning](#)    📺 [All About Target Shooting](#)

Alco Target Company: <http://www.alcotarget.com>

Littler Sales Company: <http://www.michaelsoforegon.com>

National Rifle Association: <http://www.nra.org>

National Target Company: <http://www.nationaltarget.com>

U.S. Target Company: <http://www.ustargetonline.com>